

Countryside Christian Church

Instructions for accessing the Church Web Portal

If you are a member of Countryside Christian Church then you should receive an email with your Sign In Email and Password information for the Church Portal. If you have not received an email, please contact the Church Office and make sure they have your correct email address.

Office Phone: 503-540-1989

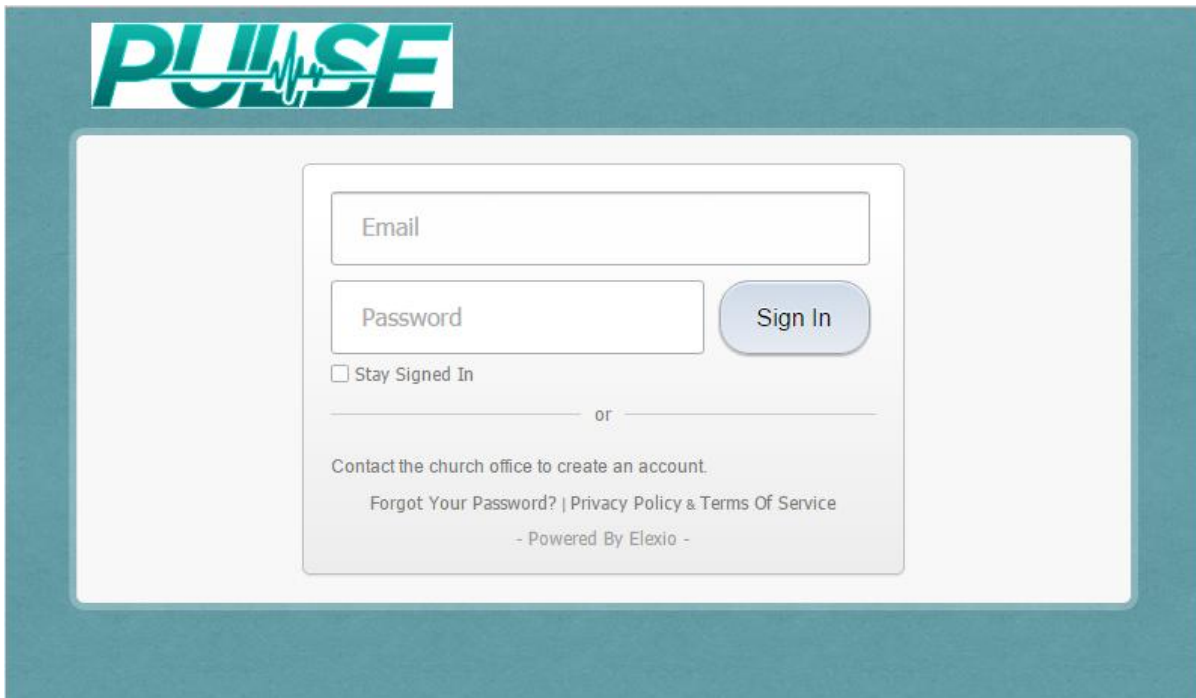
Office Email: info@CountrysideChristianChurch.org

Church Web Portal Website

You can access the Church Web Portal here:

<http://countrysidechristianchurch.elexiopulse.com>

Sign In using the credentials that were emailed to you.



The screenshot shows a login interface for the Church Web Portal. At the top left is the 'PULSE' logo. The main content area contains a white box with a light blue border. Inside this box, there are two input fields: 'Email' and 'Password'. To the right of the 'Password' field is a blue 'Sign In' button. Below the input fields is a checkbox labeled 'Stay Signed In'. Underneath the checkbox is a horizontal line with the word 'or' in the center. Below this line is the text 'Contact the church office to create an account.' and a link 'Forgot Your Password? | Privacy Policy & Terms Of Service'. At the very bottom of the white box, it says '- Powered By Elexio -'.

Once you are signed in you will be able to update information on each member of your household by selecting a Family Member in the upper right.

In the **Personal Information** section you will see the option "Include in Directory". This option will default to NO for each family member, so **please consider changing it to Yes for each member of your family you want to appear in the Church Directory.**

Connecting with the members of our church is very important, and being included in the Church Directory is a great way to do that.

Personal Information:



My
Photo

[Edit](#) [Delete](#)

Prefix: First Name: Middle: Last: Suffix:

Goes By: Will only be saved if different from First Name above.

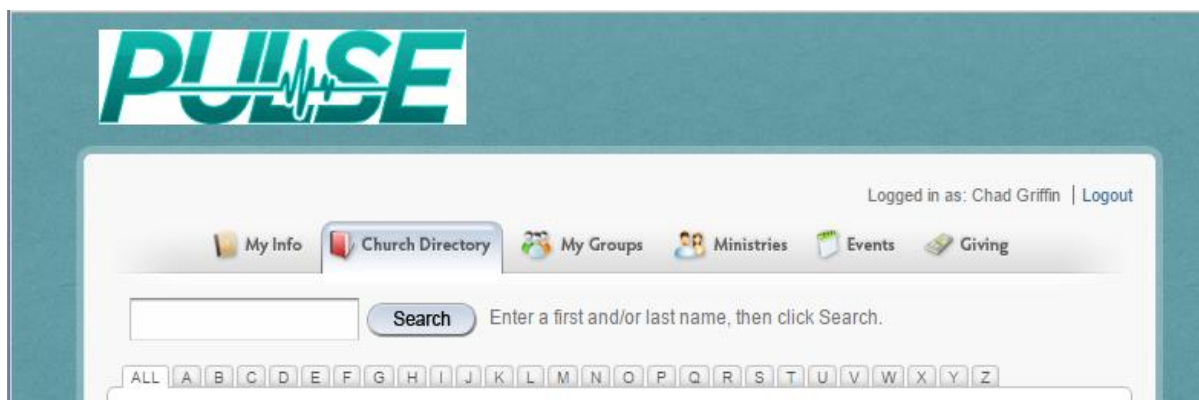
Birthdate:  Marital Status: 

Gender: Male Female Include In Directory: Yes No

I use an address different than my household below

Church Web Portal Directory

To view the Church Directory, select the "Church Directory" tab across the top.



You can browse all entries, by the first letter of their last name, or you can Search by their name.

Church Portal App

Instructions for accessing the Church Portal App

You can download the Church Portal app here:

For Android



https://play.google.com/store/apps/details?id=com.elexio.wave_android&hl=en

For iPhone



<https://itunes.apple.com/us/app/my-church-by-elexio/id543988277?mt=8>

After the app is installed, run it and enter "www.countrysidechristianchurch.org" for the Church Website:

A screenshot of the 'Select Church' app interface. The title 'Select Church' is at the top. Below it, the text reads 'Enter your church's website url. For example: www.mychurch.com'. A text input field contains the URL 'www.countrysidechristianchurch.or'. At the bottom, there is a green button with the text 'GO' in white capital letters.

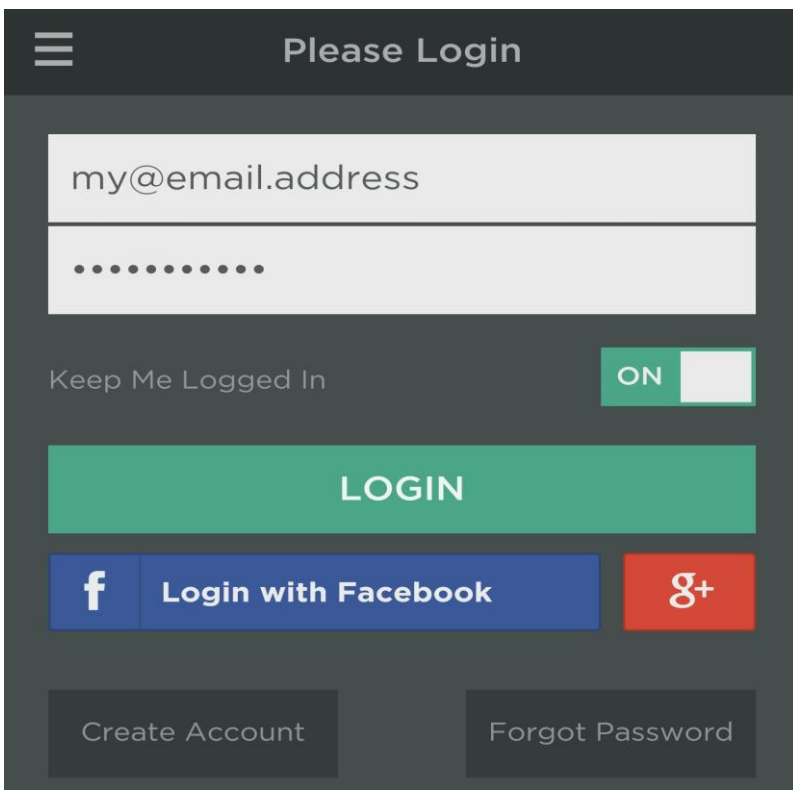
Select Church

Enter your church's website url.
For example: **www.mychurch.com**

www.countrysidechristianchurch.or


GO

Next select "Church Directory" and Sign In using the credentials that were emailed to you



Church Directory

You can browse all entries by the first letter of their last name, or you can Search by their



name.